



## ARMADI MODULARI SERIE MC

- Materiale: acciaio inox EN 1.4301 (AISI 304) finemente satinato e protetto, spessore 15/10 per pannelli laterali e posteriori, spessore 20/10 per telaio e porta.
  - Telaio: struttura robusta realizzata con profilati inox dotati di fori passo 25 mm per il montaggio di eventuali accessori.
  - Porta anteriore cieca oppure con vetro stratificato 3+3 antiscalfatura, con cornice interna inox di rinforzo forata per poter sostenere apparecchiature e/o fissare canaline ed accessori.
- A richiesta è possibile effettuare sulla porta cieca finestrate parziali o con materiali diversi (polycarbonato oppure alluminio per serigrafie).
- Pannello posteriore cieco imbullonato con distanziali di tenuta (sostituibile, a richiesta con una porta incernierata - ved. "Accessori per armadi MC").
  - Fiancate laterali asportabili imbullonate, da ordinare separatamente (ved. "Accessori per armadi MC").
  - Serratura a doppio pettine con mostrina esterna in poliammide nera caricato vetro, con chiusura in 4 punti e chiave B.T. A richiesta può essere sostituita da serrature diverse (ved. "Accessori generici").
  - Cerniere interne in acciaio inox AISI 316 che permettono l'apertura a 120°.
  - Peso massimo supportabile dalla porta: 30 KG.
  - Guarnizione di tenuta in poliuretano espanso a misura robotizzata.
  - Piastra interna in sendzimir, da ordinare separatamente (ved. "Accessori per armadi MC").
  - Predisposizione per la messa a terra come da normative vigenti.
  - Grado di protezione: IP66 (moduli L 1200 IP65).

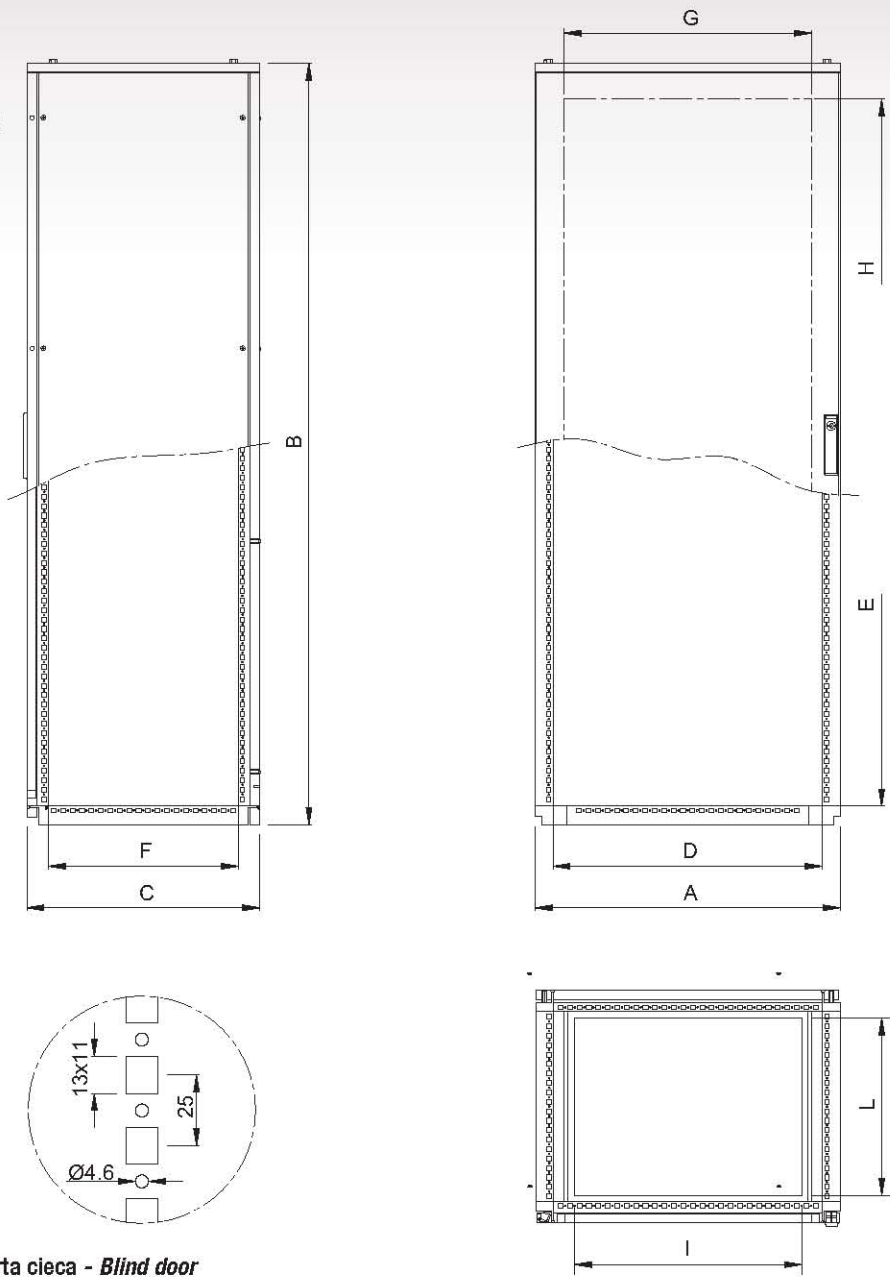
## MODULAR CABINETS SERIES MC

- *Material: s/s EN 1.4301 (AISI 304) finely satin-finished and protected, thickness 15/10 for side and back panels, thickness 20/10 for frame and door.*
- *Frame: heavy-duty structure made from s/s section bars, with drills spaced 25mm for installation of accessories, if required.*
- *Front door, blind version or with window (layer glass 3+3 crash proof), with drilled stiffening S/S frame to support equipment and/or secure cableducts and accessories. On request the blind door can also be equipped with partial windows and different materials can be used (polycarbonate or aluminium for silk printing).*
- *Blind back panel, bolted, with sealing spacers (on request it can be replaced by a hinged door - see "Accessories for MC cabinets").*
- *Side panels, removable and bolted, to be ordered separately (see "Accessories for MC cabinets").*
- *Twin-comb door lock with outside faceplate of glass-loaded black polyamides, 4-point closing and B.T. key. On request it can be replaced by other types of door locks (see "Generic accessories").*
- *AISI 316 s/s inner hinges, for 120° opening.*
- *Maximum weight that the door can stand: 30 KG.*
- *Seal of foamed polyurethane, applied with a robotized system.*
- *Inner plate of sendzimir, to be ordered separately (see "Accessories for MC cabinets").*
- *Pre-arrangement for earthing in compliance with the applicable laws force.*
- *Protection degree: IP66 (cabinets L 1200 IP65).*



IP66  
NEMA 4-4X-12

su richiesta  
on demand



ilinox srl - Parma, Italia - Tel.: +39 0521.813.629 (r.a.) - Fax: +39 0521.813.570 - sales@ilinox.com - web page: www.ilinox.com

ARMADIO/CABINET											OPTIONALS			
ART/ITEM	A	B	C	interno telaio frame inner side			spazio utile porta door useful size	ingresso cavi cable entry				PIASTRA INTERNA INT.PLATE		FIANCATE SIDE PANELS
				D	E	F	G	H	I	L	ART/ITEM	X	Y	ART/ITEM
MC0685	605	1815	515	512	1712	402	455	1630	400	370	PI0517	497	1696	MC85
MC0686	605	1815	615	512	1712	502	455	1630	400	470	PI0517	497	1696	MC86
MC0688	605	1815	815	512	1712	702	455	1630	400	670	PI0517	497	1696	MC88
MC0885	805	1815	515	712	1712	402	655	1630	600	370	PI0717	697	1696	MC85
MC0886	805	1815	615	712	1712	502	655	1630	600	470	PI0717	697	1696	MC86
MC0888	805	1815	815	712	1712	702	655	1630	600	670	PI0717	697	1696	MC88
MC1085	1005	1815	515	912	1712	402	855	1630	800	370	PI0917	897	1696	MC85
MC1086	1005	1815	615	912	1712	502	855	1630	800	470	PI0917	897	1696	MC86
MC1088	1005	1815	815	912	1712	702	855	1630	800	670	PI0917	897	1696	MC88
MC0605	605	2015	515	512	1912	402	455	1830	400	370	PI0519	497	1896	MC05
MC0606	605	2015	615	512	1912	502	455	1830	400	470	PI0519	497	1896	MC06
MC0608	605	2015	815	512	1912	702	455	1830	400	670	PI0519	497	1896	MC08
MC0805	805	2015	515	712	1912	402	655	1830	600	370	PI0719	697	1896	MC05
MC0806	805	2015	615	712	1912	502	655	1830	600	470	PI0719	697	1896	MC06
MC0808	805	2015	815	712	1912	702	655	1830	600	670	PI0719	697	1896	MC08
MC1005	1005	2015	515	912	1912	402	855	1830	800	370	PI0919	897	1896	MC05
MC1006	1005	2015	615	912	1912	502	855	1830	800	470	PI0919	897	1896	MC06
MC1008	1005	2015	815	912	1912	702	855	1830	800	670	PI0919	897	1896	MC08

NOTA: Larghezza totale con fiancata: quota "A" + 9 mm

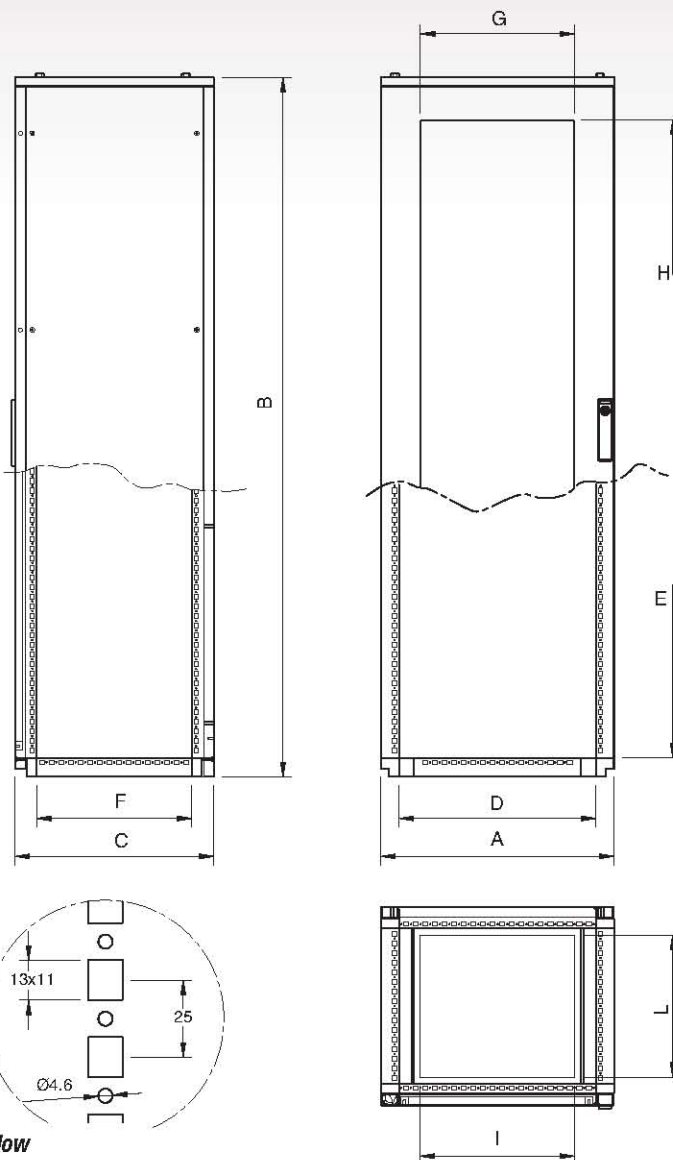
REMARK: Total width side panels included: dim: "A" + 9 mm



**UL** US LISTED

**IP66**  
**NEMA 4-4X-12**

su richiesta  
on demand



Versione con porta vetro - *Door with window*

ART/ITEM	ARMADIO/CABINET										OPTIONALS			
	A	B	C	interno telaio frame inner side			parte visibile visible size	ingresso cavi cable entry		PIASTRA INTERNA MOUNTING PLATE			FIANCATE SIDE PANELS	
				D	E	F	G	H	I	L	ART/ITEM	X	Y	ART/ITEM
MCV0685	605	1815	515	512	1712	402	400	1600	400	370	PI0517	497	1696	MC85
MCV0686	605	1815	615	512	1712	502	400	1600	400	470	PI0517	497	1696	MC86
MCV0688	605	1815	815	512	1712	702	400	1600	400	670	PI0517	497	1696	MC88
MCV0885	805	1815	515	712	1712	402	600	1600	600	370	PI0717	697	1696	MC85
MCV0886	805	1815	615	712	1712	502	600	1600	600	470	PI0717	697	1696	MC86
MCV0888	805	1815	815	712	1712	702	600	1600	600	670	PI0717	697	1696	MC88
MCV1085	1005	1815	515	912	1712	402	800	1600	800	370	PI0917	897	1696	MC85
MCV1086	1005	1815	615	912	1712	502	800	1600	800	470	PI0917	897	1696	MC86
MCV1088	1005	1815	815	912	1712	702	800	1600	800	670	PI0917	897	1696	MC88
MCV0605	605	2015	515	512	1912	402	400	1800	400	370	PI0519	497	1896	MC05
MCV0606	605	2015	615	512	1912	502	400	1800	400	470	PI0519	497	1896	MC06
MCV0608	605	2015	815	512	1912	702	400	1800	400	670	PI0519	497	1896	MC08
MCV0805	805	2015	515	712	1912	402	600	1800	600	370	PI0719	697	1896	MC05
MCV0806	805	2015	615	712	1912	502	600	1800	600	470	PI0719	697	1896	MC06
MCV0808	805	2015	815	712	1912	702	600	1800	600	670	PI0719	697	1896	MC08
MCV1005	1005	2015	515	912	1912	402	800	1800	800	370	PI0919	897	1896	MC05
MCV1006	1005	2015	615	912	1912	502	800	1800	800	470	PI0919	897	1896	MC06
MCV1008	1005	2015	815	912	1912	702	800	1800	800	670	PI0919	897	1896	MC08

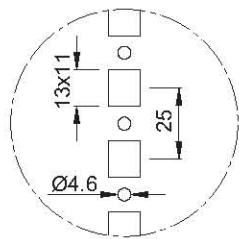
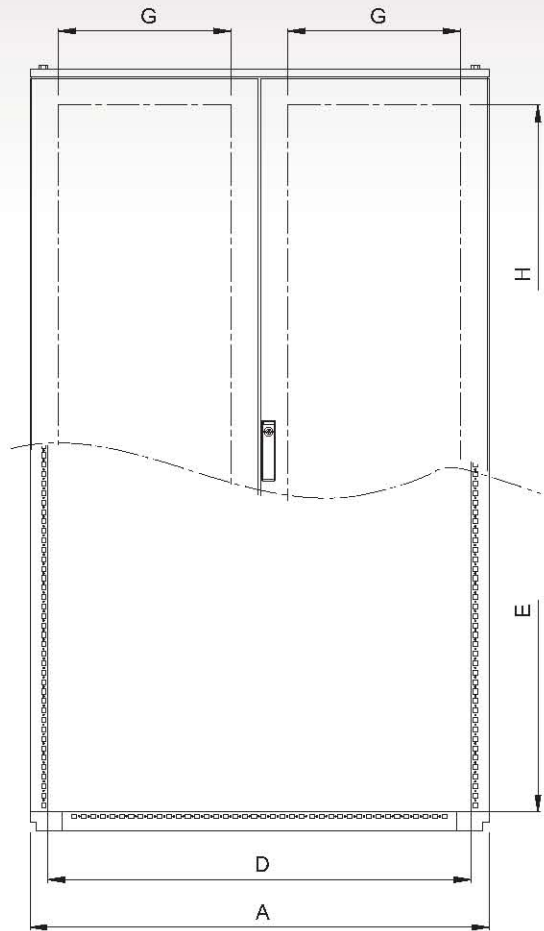
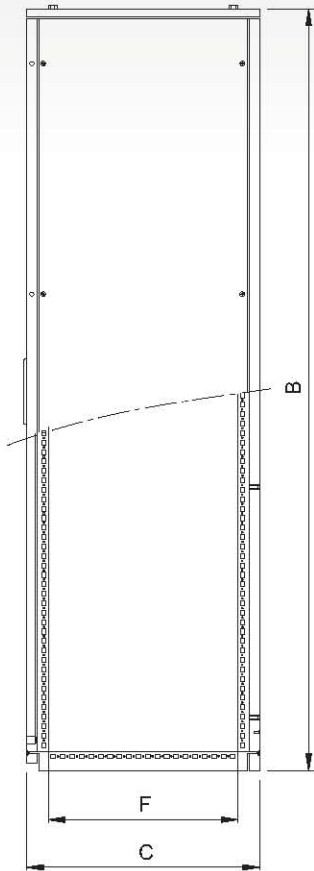
\*NOTA: Larghezza totale con fiancata: quota "A" + 9 mm

REMARK: total width side panels included: dim. "A" + 9 mm"

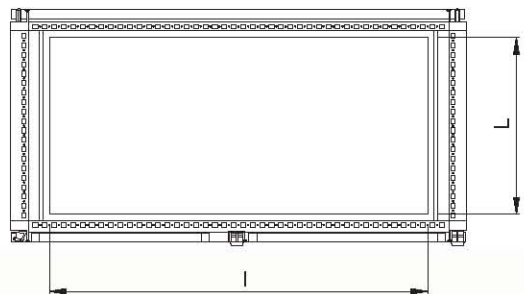


IP65  
NEMA 12

su richiesta  
on demand



versione con porta cieca  
blind door



ilinox srl - Parma, Italia - Tel.: +39 0521 813.629 (r.a.) - Fax: +39 0521 813.570 - sales@ilinox.com - web page: www.ilinox.com

ARMADIO/CABINET											OPTIONALS			
			interno telaio frame inner side			spazio utile porta door useful size		ingresso cavi cable entry		PIASTRA INTERNA INT.PLATE			FIANCATE SIDE PANELS	
ART/ITEM	A	B	C	D	E	F	G	H	I	L	ART/ITEM	X	Y	ART/ITEM
MC1285	1208	1815	515	1115	1712	402	455	1630	1004	370	PI1117	1100	1696	MC85
MC1286	1208	1815	615	1115	1712	502	455	1630	1004	470	PI1117	1100	1696	MC86
MC1288	1208	1815	815	1115	1712	702	455	1630	1004	670	PI1117	1100	1696	MC88
MC1205	1208	2015	515	1115	1912	402	455	1830	1004	370	PI1119	1100	1896	MC05
MC1206	1208	2015	615	1115	1912	502	455	1830	1004	470	PI1119	1100	1896	MC06
MC1208	1208	2015	815	1115	1912	702	455	1830	1004	670	PI1119	1100	1896	MC08

NOTA: Larghezza totale con fiancata: quota "A" + 9 mm

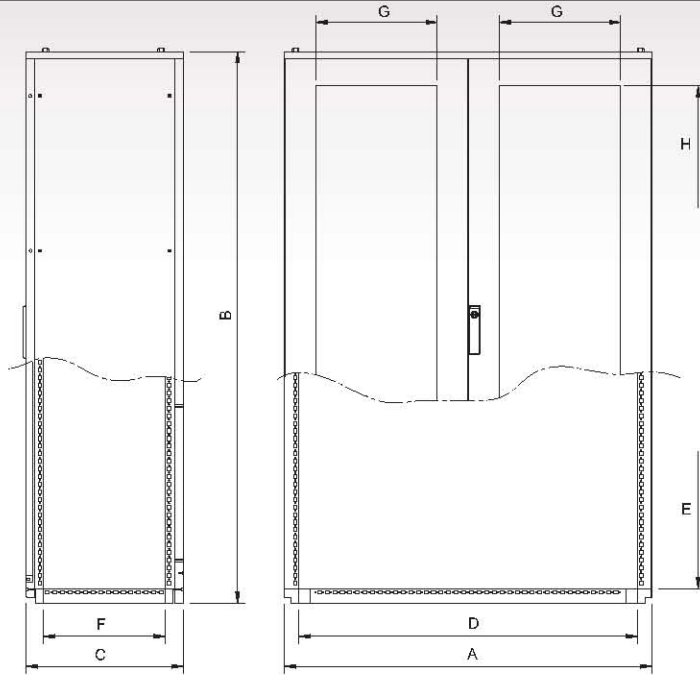
REMARK: Total width side panels included: dim: "A" + 9 mm



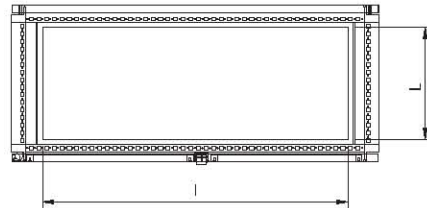
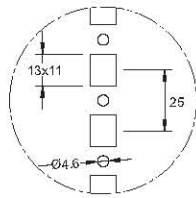
**UL** US LISTED

**IP65**  
**NEMA -12**

su richiesta  
on demand



Versione con porta vetro  
Door with windows

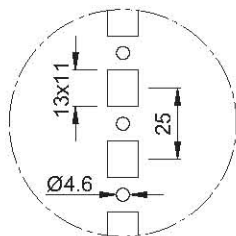
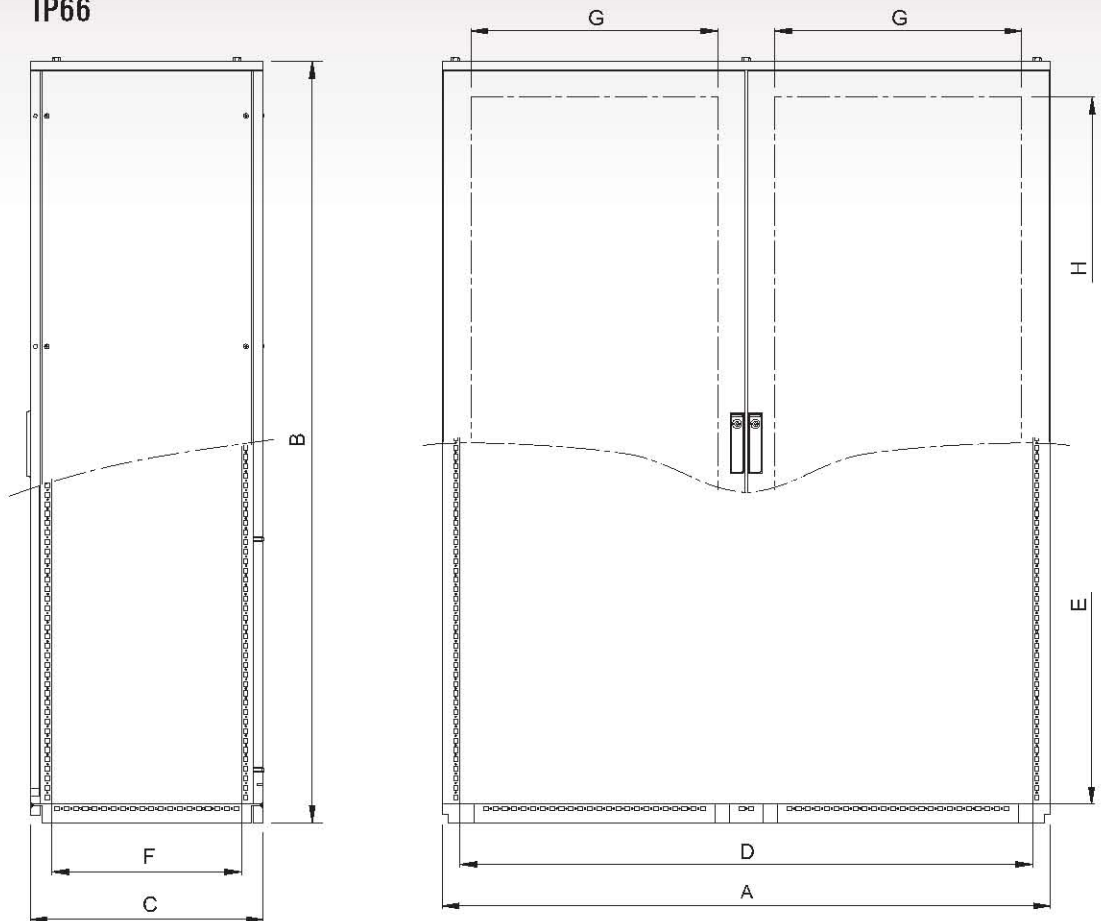


ARMADIO/CABINET											OPTIONALS				
ART/ITEM	A	B	C	interno telaio frame inner side		parte visibile visible size	ingresso cavi cable entry	note remark	PIASTRA INTERNA MOUNTING PLATE			FIANCATE SIDE PANELS			
				D	E				F	G	H		I	L	ART/ITEM
MCV1285SX	1208	1815	515	1115	1515	402	400	1600	1004	370	porta sx con vetro left door with window	PI1117	1100	1696	MC85
MCV1285DX	1208	1815	615	1115	1712	502	400	1600	1004	470	porta dx con vetro right door with window	PI1117	1100	1696	MC86
MCV1285	1208	1815	815	1115	1712	702	400	1600	1004	670	due porte con vetro both doors with windows	PI1117	1100	1696	MC88
MCV1286SX	1208	1815	515	1115	1712	402	400	1600	1004	370	porta sx con vetro left door with window	PI1117	1100	1696	MC85
MCV1286DX	1208	1815	615	1115	1712	502	400	1600	1004	470	porta dx con vetro right door with window	PI1117	1100	1696	MC86
MCV1286	1208	1815	815	1115	1712	702	400	1600	1004	670	due porte con vetro both doors with windows	PI1117	1100	1696	MC88
MCV1288SX	1208	1815	515	1115	1712	402	400	1600	1004	370	porta sx con vetro left door with window	PI1117	1100	1696	MC85
MCV1288DX	1208	1815	615	1115	1712	502	400	1600	1004	470	porta dx con vetro right door with window	PI1117	1100	1696	MC86
MCV1288	1208	1815	815	1115	1712	702	400	1600	1004	670	due porte con vetro both doors with windows	PI1117	1100	1696	MC88
MCV1205SX	1208	2015	515	1115	1912	402	400	1800	1004	370	porta sx con vetro left door with window	PI1119	1100	1896	MC05
MCV1205DX	1208	2015	615	1115	1912	502	400	1800	1004	470	porta dx con vetro right door with window	PI1119	1100	1896	MC06
MCV1205	1208	2015	815	1115	1912	702	400	1800	1004	670	due porte con vetro both doors with windows	PI1119	1100	1896	MC08
MCV1206SX	1208	2015	515	1115	1912	402	400	1800	1004	370	porta sx con vetro left door with window	PI1119	1100	1896	MC05
MCV1206DX	1208	2015	615	1115	1912	502	400	1800	1004	470	porta dx con vetro right door with window	PI1119	1100	1896	MC06
MCV1206	1208	2015	815	1115	1912	702	400	1800	1004	670	due porte con vetro both doors with windows	PI1119	1100	1896	MC08
MCV1208SX	1208	2015	515	1115	1912	402	400	1800	1004	370	porta sx con vetro left door with window	PI1119	1100	1896	MC05
MCV1208DX	1208	2015	615	1115	1912	502	400	1800	1004	470	porta dx con vetro right door with window	PI1119	1100	1896	MC06
MCV1208	1208	2015	815	1115	1912	702	400	1800	1004	670	due porte con vetro both doors with windows	PI1119	1100	1896	MC08

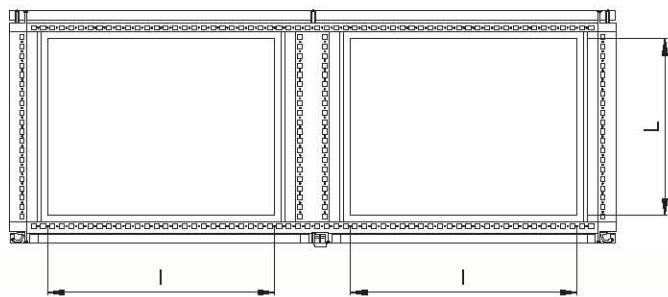
NOTA: Larghezza totale con fiancata: quota "A" + 9 mm

REMARK: total width side panes included: dim. "A" + 9 mm

IP66



versione con porta cieca  
blind door



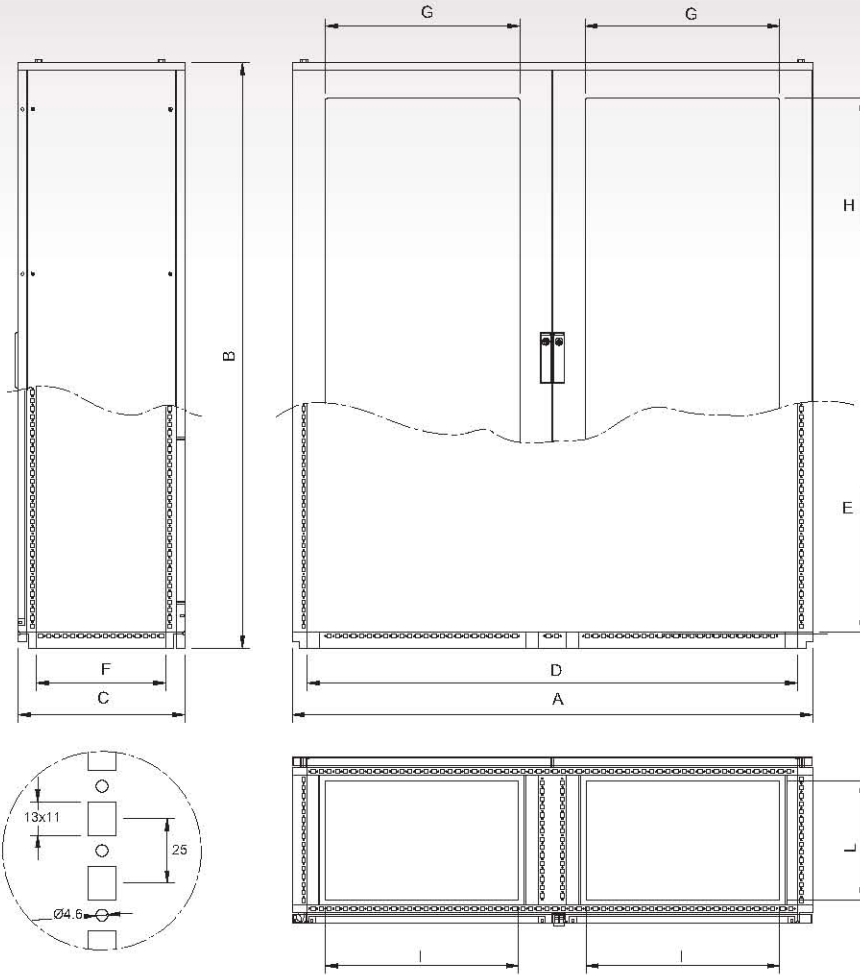
ARMADIO/CABINET											OPTIONALS			
		interno telaio frame inner side			spazio utile porta door useful size		ingresso cavi cable entry		PIASTRA INTERNA INT.PLATE			FIANCATE SIDE PANELS		
ART/ITEM	A	B	C	D	E	F	G	H	I	L	ART/ITEM	X	Y	ART/ITEM
MC1685	1613	1815	515	1515	1712	402	655	1630	600	370	PI1517	1505	1697	MC85
MC1686	1613	1815	615	1515	1712	502	655	1630	600	470	PI1517	1505	1697	MC86
MC1688	1613	1815	815	1515	1712	702	655	1630	600	670	PI1517	1505	1697	MC88
MC1605	1613	2015	515	1515	1912	402	655	1830	600	370	PI1519	1505	1897	MC05
MC1606	1613	2015	615	1515	1912	502	655	1830	600	470	PI1519	1505	1897	MC06
MC1608	1613	2015	815	1515	1912	702	655	1830	600	670	PI1519	1505	1897	MC08

NOTA: Larghezza totale con fiancata: quota "A" + 9 mm

REMARK: Total width side panels included: dim: "A" + 9 mm



IP66



versione con porta vetro  
door with window

ARMADIO/CABINET											OPTIONALS				
ART/ITEM	interno telaio frame inner side			parte visibile visible size		ingressocavi cable entry		note remark		PIASTRA INTERNA MOUNTING PLATE		FIANCATE SIDE PANELS			
	A	B	C	D	E	F	G	H	I	L	ART/ITEM	X	Y	ART/ITEM	
MCV1685SX	1613	1815	515	1515	1712	402	600	1600	600	370	porta sx con vetro left door with window	PI1517	1505	1697	MC85
MCV1685DX	1613	1815	615	1515	1712	502	600	1600	600	470	porta dx con vetro right door with window	PI1517	1505	1697	MC86
MCV1685	1613	1815	815	1515	1712	702	600	1600	600	670	due porte con vetro both doors with windows	PI1517	1505	1697	MC88
MCV1686SX	1613	1815	515	1515	1712	402	600	1600	600	370	porta sx con vetro left door with window	PI1517	1505	1697	MC85
MCV1686DX	1613	1815	615	1515	1712	502	600	1600	600	470	porta dx con vetro right door with window	PI1517	1505	1697	MC86
MCV1686	1613	1815	815	1515	1712	702	600	1600	600	670	due porte con vetro both doors with windows	PI1517	1505	1697	MC88
MCV1688SX	1613	1815	515	1515	1712	402	600	1600	600	370	porta sx con vetro left door with window	PI1517	1505	1697	MC85
MCV1688DX	1613	1815	615	1515	1712	502	600	1600	600	470	porta dx con vetro right door with window	PI1517	1505	1697	MC86
MCV1688	1613	1815	815	1515	1712	702	600	1600	600	670	due porte con vetro both doors with windows	PI1517	1505	1697	MC88
MCV1605SX	1613	2015	515	1515	1912	402	600	1800	600	370	porta sx con vetro left door with window	PI1519	1505	1897	MC05
MCV1605DX	1613	2015	615	1515	1912	502	600	1800	600	470	porta dx con vetro right door with window	PI1519	1505	1897	MC06
MCV1605	1613	2015	815	1515	1912	702	600	1800	600	670	due porte con vetro both doors with windows	PI1519	1505	1897	MC08
MCV1606SX	1613	2015	515	1515	1912	402	600	1800	600	370	porta sx con vetro left door with window	PI1519	1505	1897	MC05
MCV1606DX	1613	2015	615	1515	1912	502	600	1800	600	470	porta dx con vetro right door with window	PI1519	1505	1897	MC06
MCV1606	1613	2015	815	1515	1912	702	600	1800	600	670	due porte con vetro both doors with windows	PI1519	1505	1897	MC08
MCV1608SX	1613	2015	515	1515	1912	402	600	1800	600	370	porta sx con vetro left door with window	PI1519	1505	1897	MC05
MCV1608DX	1613	2015	615	1515	1912	502	600	1800	600	470	porta dx con vetro right door with window	PI1519	1505	1897	MC06
MCV1608	1613	2015	815	1515	1912	702	600	1800	600	670	due porte con vetro both doors with windows	PI1519	1505	1897	MC08

NOTA: Larghezza totale con fiancata: quota "A" + 9 mm

REMARK: total width side panels included: dim. "A" + 9 mm